



Feeding Rules

USPC D manual, 2nd Edition, p201-207

D2 – know 3 to 5 of these

D3 – know 5 to 7 of these

Rule # 1

Feed little and often.
Not one big meal.

Rule # 2

Give plenty
of Roughage

Rule #3

Feed based on size,
condition, and work.

Rule #4

Make Feed
changes gradually

Rule # 5

Feed on regular schedule.

Rule #6

Clean WATER
everyday

Rule #7

Feed good quality
hay and grain

Rule #8

Salt available all the time

Rule #9

Do not ride right
after feeding.

Rule #10

Do not feed right
after riding

Rule #11

Learn what is normal
for your pony

Rule #12

Write it down. Keep
good records

Rule #14

Don't make changes
without asking the
owner and a
professional








Rule #13








2% of weight



Feeding Rules

USPC D manual, 2nd Edition, p201-207

#	Rule	Why	
1.	Feed _____ and _____, not one big meal.	This mimics how horses live in _____. Graze, walk, graze, walk, etc. They can't digest one big meal; they could get impaction colic	
2.	Feed plenty of _____ (hay/grass)	Roughage helps with _____. If hay is given in the pasture, put out _____ than the number of horses. This way each pony gets some hay even if he is chased away from one pile.	
3.	Feed according to _____, condition, temperament, and work of your pony.	You don't feed a baby the same amount as an adult; nor does your grandmother eat the same amount as a construction worker.	
4.	All changes in _____ must be made gradually over 10-14 days	It takes that long for a pony's digestion to get used to a new kind of feed. Can cut back grain quickly, but must be increased slowly.	
5.	Feed on a regular schedule. Don't be _____!	Horse are creatures of habit. If their food doesn't come on time it could make them nervous and sick. Also, when their food does come they may rush to eat it ("bolt their feed") which could also make them sick.	
6.	Clean, fresh water must be available at all times.	Water is a requirement for all animals. Horses, like people, need it for health and digestion. The only time not to give water – when he is _____. Needs _____ to _____ gallons a day. (Most water buckets are 5 gallons each)	
7.	Feed only clean, good quality hay and grain	Dusty, spoiled, or poor feed is bad for nutrition and can make him sick. Do you want to eat spoiled or dirty food? Good hay smells _____, like freshly cut grass.	

#	Rule	Why	
8.	_____ should be available at all times.	_____ is a necessary mineral for general health of all animals. Do you take a vitamin? It probably has lots of different minerals in it. Salt is a mineral.	
9.	Do not ride your pony when his stomach is _____.	It may make him sick. Do you want to go running right after you have eaten? Give your pony an _____ after eating grain before riding him.	
10.	Do not feed your pony right after _____.	He could colic. Make sure your pony is completely cooled down before giving him grain.	
11.	Learn and know how your pony _____ eats.	If he doesn't eat the way he usually does it could mean he is sick. For example, <ul style="list-style-type: none"> • if he doesn't want to eat, • eats very slowly, • spills grain out of this mouth; could all be signs that there may be something wrong. Know what is _____ for your pony.	
12.	Update your _____	Write your horse's _____ ration in your record book. If you don't own a horse, ask the owner what feed he gets and the feed schedule.	
13.	_____ Percent of Weight	<u>In general</u> , a horse should get about _____ % of his weight in hay and grain (mostly hay). This changes based on rule # 3.	<p>Column1</p> 
14.	NEVER, EVER, change your horses feed or schedule Without first consulting the owner and a horse professional!	Changing a pony's feed, or the schedule, or the amounts could make your pony very _____ (Ponies in particular!) Always talk to a professional first (your parent, your instructor, the barn manager, etc.)	

USPC Rating Requirements, 2023:

D1 - • Know how to give feed a treat to a mount safely. Give 1 example of a succulent. Discuss why and how often water should be available.

*Water: Available at **ALL times**. Why? Horses lose water when they sweat. They need water to replace it. Water helps with digestion. Animals can't survive without water.*

D2- • Know 3-5 basic rules for feeding and explain feeding schedule for own mount.

D3-• Know 5-7 basic rules of feeding. • Discuss the amount of roughage and the amount of concentrates per ration for own mount. Describe how feeds are measured and weighed.

C1-• Discuss how much water an average horse drinks in a day and 2 reasons why water is important for horses. Describe 2 characteristics of bad hay. Explain why access to good quality roughage is essential. Name 1 legume hay and 1 grass hay

C2 - • Describe own mount's ration when developing fitness, maintaining fitness, taking day off, sick, roughed out. • Look at a feed label and identify sources of protein, carbohydrates, and fat (can bring own label).

Prepared by V. Kozlowski, Shore Riders Pony Club, Delmarva Region, 2012, www.shoreriders.ponyclub.org



Last Updated: February 3, 2024