

This is a Mega Room Phase simulation. The participants will need to identify equine dental tools.

The quiz members compete in the Mega Room phase as an individual. They enter the room as a team, but will approach each table as an individual, and will be at the table with other competitors who are NOT on their team. There is to be no talking and generally no touching of the items on the table. If you need to touch an item on the table, ask the table judge first.

Print pages 5-7 (the Tools cards) on card or cover stock paper. Cut them out such that each individual card has both a letter and a picture of a Tool.

Our club runs a 'mock' rally right before the actual quiz rally. Because we might have parent volunteers who are not familiar with how quiz is organized, the next page is the instructions and answer key for the parent who is running the "mock" mega-room table.

Page 4 is the Answer Sheet that the individual competitor would use to record their answers. Print one for each competitor.



# Dental Doings Mega-Room Simulation

## Table Judge: Directions

1. Lay out the pictures of the dental tools the table.
2. Cover the pictures with newspaper or in some way so the approaching team cannot read ahead.
3. When the members approach, read the following rules;
  - a. The object of this table is to match the dental tool to its correct name.
  - b. You will receive 1 point for each correct answer.
  - c. You will have 3 minutes for this station.
  - d. You compete as an individual. No talking please.
  - e. If you finish before the time limit, hold onto your answer sheet and wait until time is called.
    - a. When time is called hand your answer sheet to me & I will score it, record your score and return it to you. Give your answer sheet to the master scorekeeper.
    - b. Your time begins now
1. Remove the covering and begin timing.
2. After 3 minutes tell the competitors to stop.
3. Check the competitor's answers to your answer key. Write the score on the competitors answer sheet and on the next page for your records.
4. Tell the competitor their score AND ask for inquiries. Notify Stations Phase judge of inquiries & make note on the competitors answer sheet.
5. They must wait at your station until told to move to the next station.
6. When all competitors are done, give all the scores for the master score keeper.
7. Cover the dental tools and wait for the next competitors

## Dental Doings **Answers**

- H Dental rasp
- F Burr-disk
- G Burr-apple core
- B Syringe
- J Headlamp
- A Dental halter
- C Dental speculum
- E Forceps
- D Tooth elevator

# Dental Doings Mega-Room

## Table Judge Score Sheet:

Name	#	Score

MegaRoom Name \_\_\_\_\_ # \_\_\_\_\_, Rating \_\_\_\_\_

### Dental Doings

Tool	Matching Letter
Dental rasp	
Burr-disk	
Burr-apple core	
Syringe	
Headlamp	
Dental halter	
Dental speculum	
Forceps	
Tooth elevator	


---

MegaRoom Name \_\_\_\_\_ # \_\_\_\_\_, Rating \_\_\_\_\_


### Dental Doings

Tool	Matching Letter
Dental rasp	
Burr-disk	
Burr-apple core	
Syringe	
Headlamp	
Dental halter	
Dental speculum	
Forceps	
Tooth elevator	

A



C




E



**G**




**J**



**B**



D



F



H