

How to Make an Inquiry or Protest - Dressage Rally


Step 1



Team Captain



30 MINUTES



VERBAL



INQUIRY



Technical Delegate

Step 2



Not Satisfied??

Then...



Team Captain



30 MINUTES



WRITTEN



PROTEST



Ground Jury

Step 3



Still Not Satisfied??

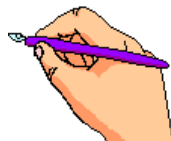
Then...



Team Captain



1 HOUR



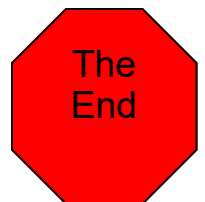
WRITTEN



PROTEST



Appeals Committee



Decision is Final!

Why make an Inquiry or Protest??

Inquiry: You are making an inquiry because you are *inquiring* about the score you received. For example, you have noticed a mathematical error, or you had an error on course and received 3 points rather than 2. In this case, you are asking (inquiring) the judges to take a second look and/or explain the score. Inquiries are usually done verbally, and you will receive your answer verbally as well.

Protest: A **protest** always comes **AFTER** an **inquiry**. A protest is the way you indicate you are not satisfied with the response you received from your inquiry. Protests must be done in writing and it is best if you make reference to a specific rule in the rulebook. If you were not satisfied with the response from your inquiry on the number of points received for an error on course, you would list the page number of the Dressage penalties. A protest (or inquiry) is NOT "*the judge doesn't like me*"; a protest or inquiry must be provable from the rulebook or other pony club reference.

- 1) Inquiries and protests must be made politely. Abuse of the procedures or rude behavior can be penalized up to and including elimination.
- 2) No "Protest" may be made without first making an 'Inquiry'.
- 3) In team competitions, only the Team Captain may make the inquiry or protest. However, the rider involved may accompany the captain.
- 4) In individual competitions, only the competitor involved may make an inquiry or protest.
- 5) Inquiries and protests can only be made about your OWN TEAM or OWN RIDERS. Inquiries/protests against another team or rider is considered poor sportsmanship and will not be allowed under any circumstances.
- 6) The decision of the Appeals Committee is final.
- 7) The 30 minute time limit in Step 1 refers to 30 minutes after the test scores have been posted.
- 8) The 30 minutes in Step 2 refers to 30 minutes after receiving a response to your Inquiry from the Technical Delegate.
- 9) The 1 hour in Step 3 refers to 1 hour after receiving a response to your protest from the Ground Jury.
- 10) The steps for Inquiry/Protest on the Horse Management scores is a little different. Please refer to the HM Rulebook.