







# Steps in Loading a Horse

USPC D Manual, 2<sup>nd</sup> Edition, p 239-240






<p>1) Load tack &amp; supplies, hang hay net, get treat ready, if needed</p>	
<p>2) Open front exit door</p>	
<p>3) Load horse</p>	
<p>4) Put up butt bar</p>	
<p>5) close/raise back door/ramp</p>	
<p>6) Tie horse to trailer ring</p>	

# Loading a Horse - Question/Answer Sheet

- 1) Every horse trailer has a ramp? True or **False**
- 2) Why should the front exit door be open before loading? **to provide light for the pony to see through, to be able to get out fast**
- 3) Every horse trailer has a front exit door? True or **False**
- 4) What changes in the loading steps if there is no front exit door? **Do not lead pony in. Pony should be trained to step into the trailer by himself.**
- 5) What changes in the loading steps if you are loading a horse by yourself? **lead pony in, do not tie, exit thru front, put up butt bar and close door, then go to front to tie pony.**
- 6) Is it okay to tie your horse while the butt bar and back door are open?  
**NO**
- 7) Why? **Pony could get frightened and pull away, slip, fall, hurt pony, or you.**
- 8) Is it okay to travel with the horse saddled or bridled? **NO**
- 9) Why? **tack could get caught on trailer while unloading.**
- 10) The trailer should be on **level** ground before loading a horse.
- 11) On what side of the trailer should the horse be if traveling alone in a double trailer? **driver's side**
- 12) Why? **to put the weight of the horse closer to the middle of the road**
- 13) Why give the horse hay or feed while traveling in the trailer? **to keep him contented and occupied**
- 14) What is the single most important thing to remember in all these steps?  
**NEVER TIE PONY WHILE BUTT BAR AND DOOR ARE DOWN!!!!**

# Steps for UNloading a Horse

USPC D Manual, 2<sup>nd</sup> Edition, p 241-242

1) Untie horse from inside trailer ring	
2) lower/open back ramp/door	
3) lower butt bar	
4) unload horse	
5) remove needed supplies and tack	

# Unloading a Horse - Question Sheet

- 1) Is it okay to open the ramp and lower the butt bar BEFORE untying your horse? NO!!!
- 2) Why? Pony could get frightened and pull away, slip, fall, hurt pony, or you

## Sample Trailers



Single



Stock



Luxury



## Hitches:



Bumper Pull Hitch



Goose Neck

**USPC Rating Requirements:** D2 - • Name two ways you can help your mount be safe in a trailer  
D3- . • Discuss the proper procedure for loading and unloading a mount.  
C1 - • Discuss basic equipment needed for mount's safety and comfort during trailer travel. • Demonstrate trailer safety check from trailer safety checklist on USPC website.  
C2 - • Be able to load and unload, with assistance, an experienced, cooperative mount.